

## SS Geosub Pump & Controller

This stainless steel (SS) sampling pump is the most versatile single stage DC pump in the industry. Designed with all stainless steel components, the SS Geosub allows you to sample with confidence even in the harshest well conditions. The SS Geosub operates with the Geotech SS Geosub Controller.

### FEATURES


- Most versatile pump in the industry, sample from depths to 200 ft. (61 m)
- Low flow sampling rates to 10 mL/min
- User enabled dry-run protection
- Easy to decontaminate
- Optional Drop Tube Assembly for greater depth
- Field replaceable motor lead kits available
- Portable reel systems or dedicated well systems available to meet your needs (optional)

### SPECIFICATIONS

<b>PUMP</b>	<b>Electric:</b>	
	Full Load Rating	2/3 HP
	Maximum Amp Draw	35 amps DC
	Overload	Incorporated into SS Geosub Controller
	<b>Discharge Port Connection:</b>	1/4" female NPT (includes 3/8" barb)
	<b>Operating Conditions:</b>	
	Min. Ambient Fluid Temperature	34°F (1°C)
	Max. Ambient Fluid Temperature	176°F (80°C)
	<b>Wetted Parts:</b>	316 Stainless steel, PTFE, Viton®
<b>Dimensions &amp; Weight (Pump &amp; Motor):</b>		
	Dimensions of Pump	12.2" L x 1.75" OD (31cm L x 4.5cm OD)
	Net Weight of Pump w/o Lead	3.9 lbs. (1.8 kg)

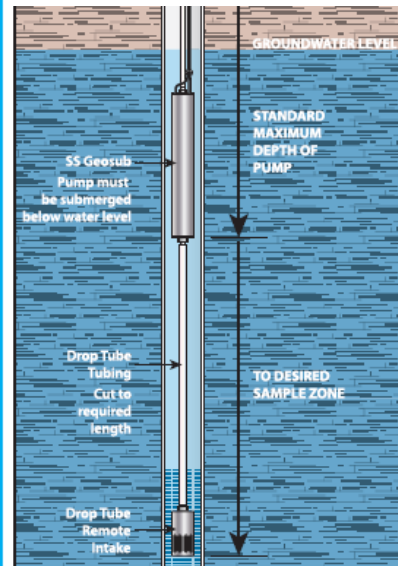
<b>CABLE</b>	<b>Material:</b>	Two 12 gauge conductors with ETFE jacket, and integrated safety cable
--------------	------------------	---

<b>Weight with Georeel &amp; Safety Cable:</b>		
100' (30.5 m) of 12 AWG & Safety Cable		18.3 lbs. (8.3 kg)
150' (45 m) of 12 AWG & Safety Cable		21.6 lbs. (9.8 kg)
200' (61 m) of 12 AWG & Safety Cable		24.9 lbs. (11.3 kg)

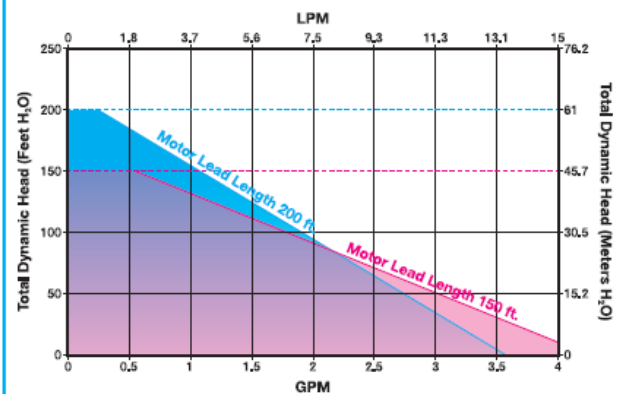


The Geotech SS Geosub has Patents Pending.

SS Geosub with optional Geo Reel



Optional SS Geosub Drop Tube Installation



SS Geosub Performance

# Controller for 12 Volt DC Pump



## SS Geosub Pump & Controller

The SS Geosub Controller is designed specifically for use with Geotech's SS Geosub Pump. It provides a safe conditioned variable DC output power from an AC power source. Built-in sensing gives the operator accurate and precise control over the pump during sampling events. An average 1000 Watt gasoline powered generator with 1 gallon of gasoline can operate the SS Geosub Controller and Geotech's sampling pump at full power for up to 18 hours continuously (generally much longer runtimes can be expected as the controller is used to reduce water flow for low flow sampling).

### FEATURES

- Converts AC Voltage to variable up to 300 watt DC voltage output
- Short circuit protection for your safety
- Heavy duty rated power cable for years of service
- 2-line x 16-character wide temperature range alpha-numeric digital display
- Push button Up/Down control
- Internal processor saves individual well parameters
- Optional DC to AC Inverter can be connected to a vehicle battery

### OPERATION

An easy-to-use programmable user interface with bright display offers precise control of flow rates during groundwater sampling events. Site specific settings and conditions can easily be stored and recalled for more efficient repeatable sampling events.

Rugged construction and easy to connect cables make setup and portability a breeze. In addition, the controller includes a user programmable dry run protection feature.

### SPECIFICATIONS

<b>Input Power Range</b>	100-130 Volts AC 50/60 HZ 310 Watts 2.6 amps nominal full load 115 Volts AC
	200-250 Volts AC 50/60 HZ 310 Watts 1.3 amps nominal full load 230 Volts AC
<b>Output Power</b>	Variable 0-46V DC @ <300 Watts
<b>Output Power @ Max. Voltage</b>	10 amps maximum
<b>Operating Temp</b>	-20°F to 100°F (-29°C to 38°C) ambient air temp.
<b>Humidity</b>	Up to 90% humidity
<b>Weight of Unit</b>	16.45 lbs. (7.46 kg)
<b>Size of Unit</b>	16" L x 13" W x 7" H (41cm L x 33cm W x 18cm H)
<b>Input Protection</b>	5A CB



Geotech SS Geosub & Controller



Optional DC to AC Inverter

