



# 3888 (D3/D4) Series

## Cast iron sewage pumps



3888 D3 and 3888 D4 Series sewage pumps feature cast iron construction for long lasting durability. Their premium mechanical seals reduce the likelihood and frequency of maintenance. They have oil-filled motor housings for superior cooling. The D3 has a 3" flanged discharge and passes 2 1/2" solids. The D4 has a 4" flanged discharge and passes 3" solids. These "Complete. Reliable. Blue." pumps can handle flood and pollution control, and are great options for sewage systems in light commercial and industrial settings.

### Applications

Specifically designed for the following uses:

- Sewage systems
- Flood and pollution control
- Dewatering effluent
- Farms
- Hospitals
- Trailer courts
- Motels

### Features

- Cast iron, two-vane, semi-open, non-clogging impeller with pump-out vanes for mechanical seal protection, and balanced for smooth operation (an optional silicon bronze impeller is available)
- Heavy-duty, gray cast iron, volute type casing with a horizontal discharge
- Dual mechanical seals with stainless steel parts and BUNA-N elastomers: the outer seal has silicon carbide vs. silicon carbide sealing faces, the inner seal has carbon vs. ceramic sealing faces
- Upper and lower shaft seals, which are positioned independently and separated by an oil-filled chamber
- 300 series stainless steel shaft with a keyed design
- 300 series stainless steel fasteners
- Capable of running dry temporarily without damage to seals or motor
- Three (3) year standard warranty/Four (4) year GPDA

## Product specifications

Order number	HP	Phase	Volts	RPM	D3 max. amps	D4 max. amps
WS1518D3/D4M	1.5	1	208	1750	15.0	17.2
WS1512D3/D4M			230		12.5	14.7
WS1538D3/D4M			200		11.5	11.5
WS1532D3/D4M		3	230		10.0	10.0
WS1534D3/D4M			460		5.0	5.0
WS1537D3/D4M			575		4.0	4.0
WS1518D3/D4		1	208		15.0	17.2
WS1512D3/D4			230		12.5	14.7
WS1538D3/D4			200		11.5	11.5
WS1532D3/D4		3	230		10.0	10.0
WS1534D3/D4			460		5.0	5.0
WS1537D3/D4			575		4.0	4.0
WS2018D3/D4	2	1	208	1750	19.0	20.3
WS2012D3/D4			230		16.0	17.3
WS2038D3/D4		3	200		11.5	13.3
WS2032D3/D4			230		10.0	11.6
WS2034D3/D4			460		5.0	5.8
WS2037D3/D4	3	1	575		4.0	4.6
WS3018D3/D4			208		25.5	25.5
WS3012D3/D4		3	230		21.5	21.5
WS3038D3/D4			200		15.2	16.6
WS3032D3/D4			230		12.0	14.4
WS3034D3/D4	5	1	460	1750	6.0	7.2
WS3037D3/D4			575		4.8	5.8
WS5012D3/D4		3	230		26.5	26.5
WS5038D3/D4			200		18.8	19.1
WS5032D3/D4			230		16.4	16.6
WS5034D3/D4	7.5	1	460		8.2	8.3
WS5037D3/D4			575		6.8	6.6
WS7532D4		3	230		NA	23.0
WS7534D4			460		NA	11.5
WS7537D4			575		NA	9.2

## Fittings

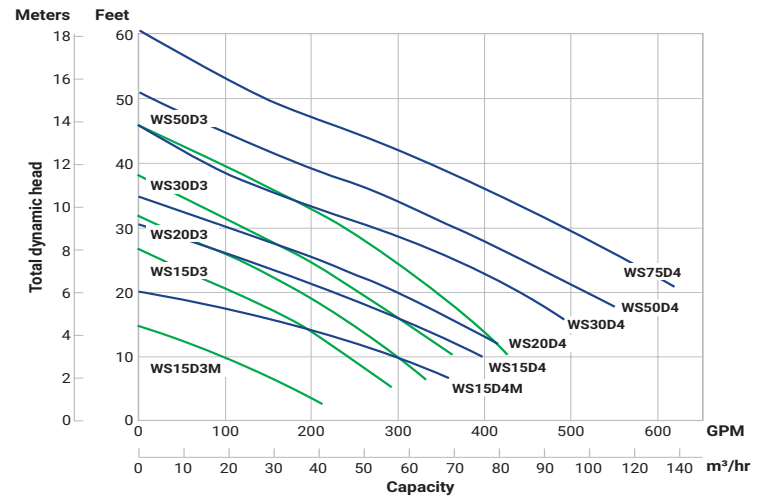
### Short radius elbow

- Cast iron construction
- 125 lb. ANSI rated flange at pump end
- Mounting hardware included
- 3" NPT or 4" NPT threaded connection for discharge pipe



Flange size	Order number	Used with
3"	A1-5	3", 125# ANSI Flange
4"	A1-6	4", 125# ANSI Flange

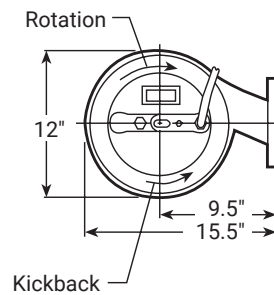
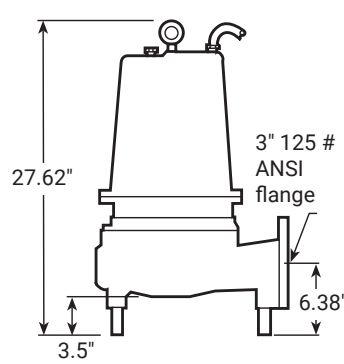
## Performance curves



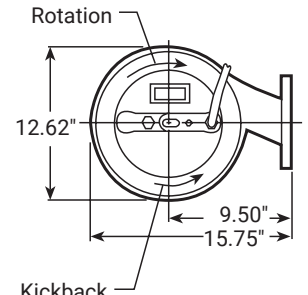
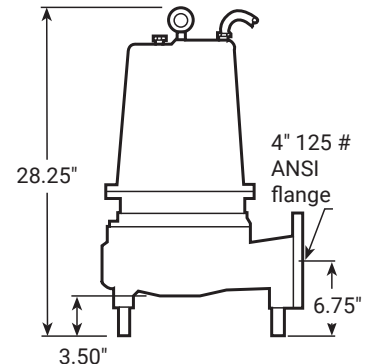
## Dimensions

(All dimensions are in inches. Do not use for construction purposes.)

### 3888D3



### 3888D4



## Agency listings



Tested to UL778 CAN  
22.2 by CSA International  
(Canadian Standards  
Association)

**COMPLETE.  
RELIABLE. BLUE.**  
Learn more about  
our complete line of  
wastewater products.



Xylem Inc. [www.xylem.com/goulds](http://www.xylem.com/goulds)

This information is subject to change without notice. All information presented herein is believed reliable and in accordance with accepted engineering practices. Xylem makes no warranties as to the completeness of this information. Users are responsible for evaluating individual product suitability for specific applications. Xylem assumes no liability whatsoever for any special, indirect or consequential damages arising from the sale, resale or misuse of its products.

©2025 Xylem is a registered trademark of Xylem Inc. or one of its subsidiaries. Goulds Water Technology is a registered trademark of ITT Manufacturing Enterprises LLC and is used under license. All other trademarks or registered trademarks are the property of their respective owners.

GWT3888-SS-120069 R2 12/2025

## Learn more about:

3888 D3  
pumps



3888 D4  
pumps



"Core 4"  
control  
panels



**xylem**  
Let's Solve Water